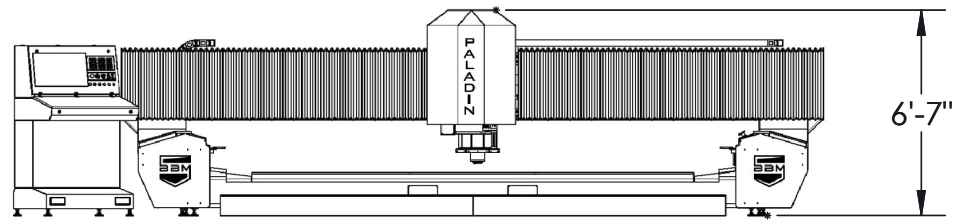
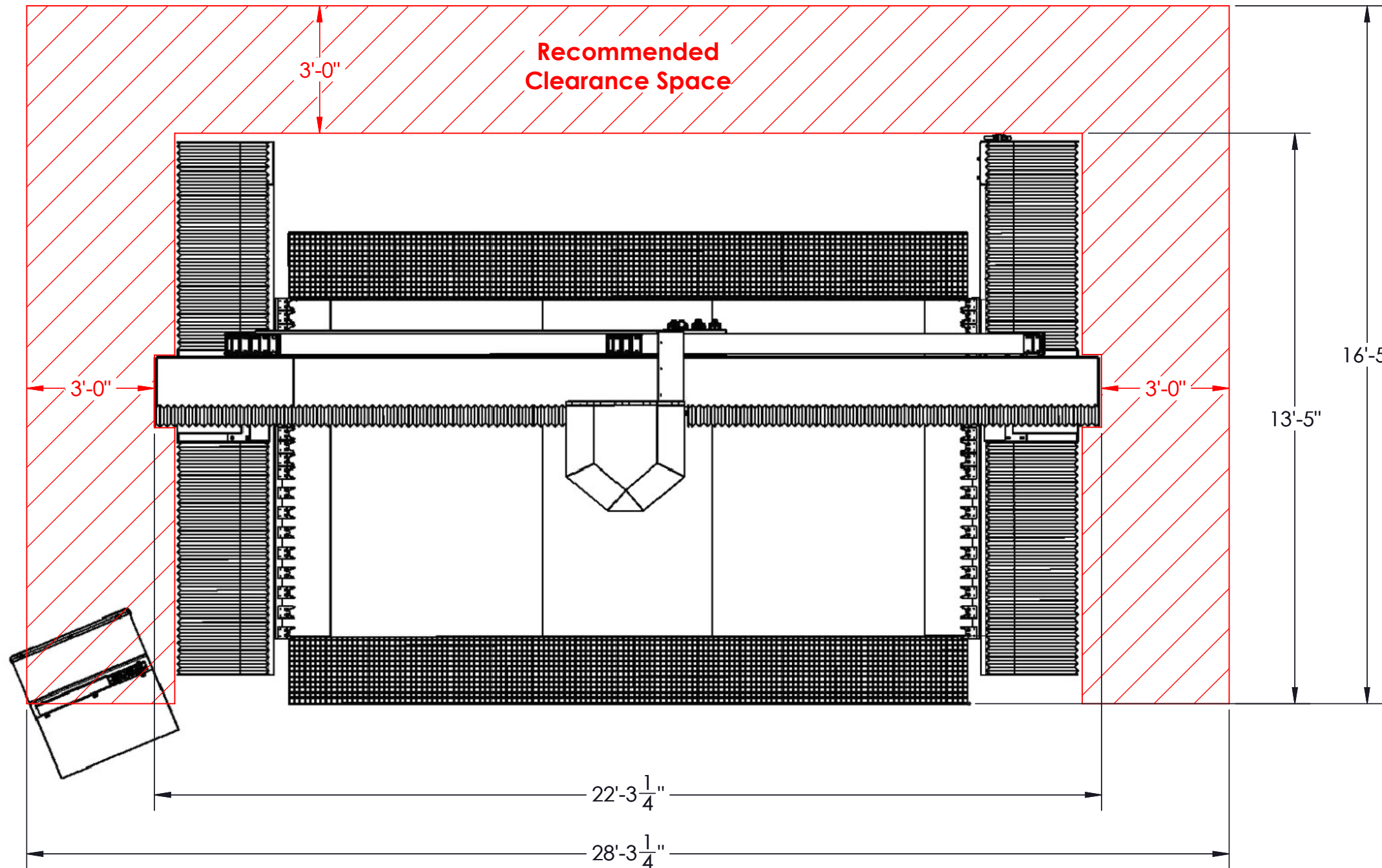


FRONT VIEW



TOP VIEW



BBM Paladin

Utility Requirements

Power:
480V, 3 Phase, 40 AMPS

Air:
110 PSI @ 15 CFM

Water:
18 GPM @ 40 PSI

**See Pre-Install Document
For Additional Information**

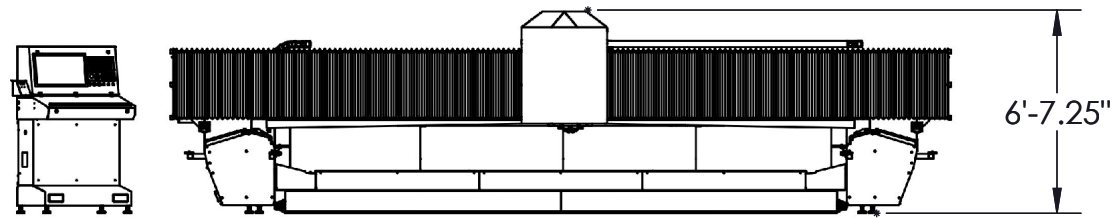


PROPRIETARY AND CONFIDENTIAL.
THE INFORMATION CONTAINED IN THIS
DRAWING IS THE SOLE PROPERTY OF
BACA SYSTEMS.
ANY REPRODUCTION IN PART OR AS A
WHOLE WITHOUT THE WRITTEN PERMISSION
OF BACA SYSTEMS IS PROHIBITED.

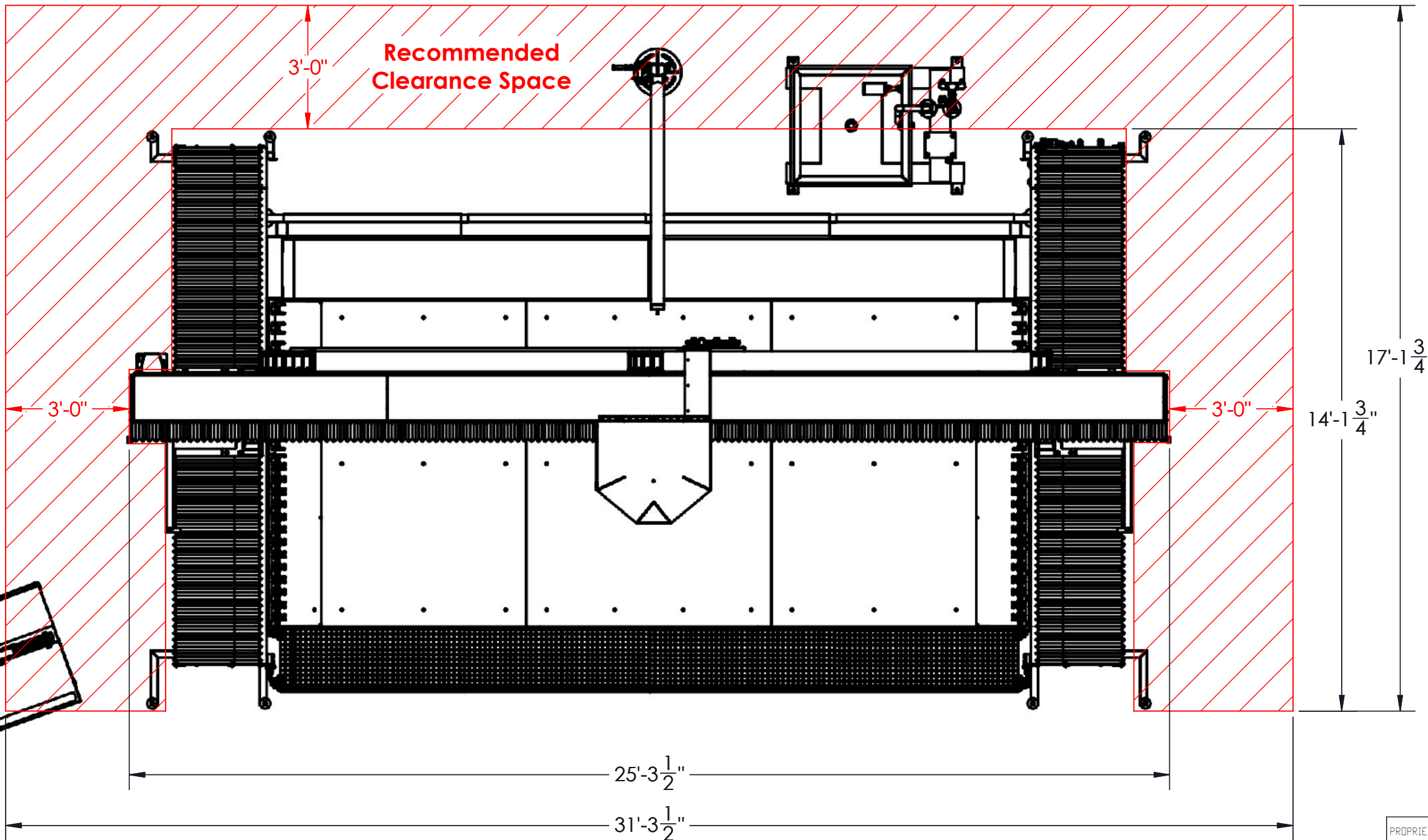
| | | | |
|-----------------------------------|------------|----------------|--------------|
| DRAWN BY: MN | | CHECKED BY: TR | |
| DESC: BBM Paladin - Layout | | | |
| Job No: ----- | | REV: L-1.03 | |
| SIZE: B | SCALE 1:35 | 9/30/2024 | SHEET 1 OF 2 |

FINAL PLACEMENT DETERMINED DURING INSTALLATION. DO NOT SCALE

FRONT VIEW



TOP VIEW



BBM Paladin XL

Utility Requirements

Power:
480V, 3 Phase, 40 AMPS

Air:
110 PSI @ 15 CFM

Water:
18 GPM @ 40 PSI

See Pre-Install Document
For Additional Information



PROPRIETARY AND CONFIDENTIAL.
THE INFORMATION CONTAINED IN THIS
DRAWING IS THE SOLE PROPERTY OF
BACA SYSTEMS.
ANY REPRODUCTION IN PART OR AS A
WHOLE WITHOUT THE WRITTEN PERMISSION
OF BACA SYSTEMS IS PROHIBITED.

| | |
|--------------------------------------|----------------|
| DRAWN BY: MN | CHECKED BY: TR |
| DESC: BBM Paladin XL - Layout | |
| Job No: ----- | REV: L-1.03 |
| SIZE: B | SCALE 1:35 |
| 9/30/2024 | SHEET 2 OF 2 |

FINAL PLACEMENT DETERMINED DURING INSTALLATION. DO NOT SCALE